






ZODIAQ® QUARTZ COLOR & EDGE PROFILE

Group A	Group B	Group C	Group D	Group E
ARGO GREEN ECLIPSE BLUE	ABYSS BLACK ANTIQUÉ PEARL CINNAMON SPICE COPPER SUNSET LUNAR PEARL	ASTRAL PEARL BOREALIS BLUE CAPPUCCINO CYGNUS PEARL GALAXY BLACK METEOR GREY MINERA PEARL SMOKEY TOPAZ VELA BROWN	ALPHA BROWN AUTUMN LIGHT BIANCO CARRARA ♣ BLACK FOREST CAROLI RED CELESTIAL BLUE CHESTNUT CLOUD WHITE CREMA BOTTICINO ♣ CREMA MARFIL ♣ GIALLO MICHELANGELO ♣ INDUS RED MAGELLAN GREEN MARRONE AMBRATO ♣ MARRONE EMPERADOR ♣ MYSTIC BLACK PAPYRUS ROYAL BROWN ♣ SADDLE BROWN SAND BEIGE SNOW WHITE SPACE BLACK STORM GREY TOASTED ALMOND WOODLAND GREY	CALM SPRINGS† CORIANDER† FLAX† LICORICE† MOROCCAN MORNING† MOSSY GREEN† NUTMEG* SAVORY* WARM TAUPE† WINTERGREEN†

Note:
 ♣ – Okite Collection Colors
 † – Terra Collection Colors
 * – Private Collection Colors

Edges: 3cm Thickness



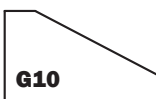

STANDARD

 G01 ROUND OVER	 G02 BEVEL	 G03 SQUARE	 G04 BOOKEND	 G05 HALF BULLNOSE
---	--	---	---	--

UPGRADE: LEVEL 1

 G06 FULL BULLNOSE	 G07 DOUBLE ROUND OVER
--	--

UPGRADE: LEVEL 2

 G08 REVERSE OGEE	 G09 REVERSE OGEE ROUND OVER	 G10 60-DEGREE BEVEL	 G11 DUPONT
---	--	--	--